

# XCEL The Easy Way

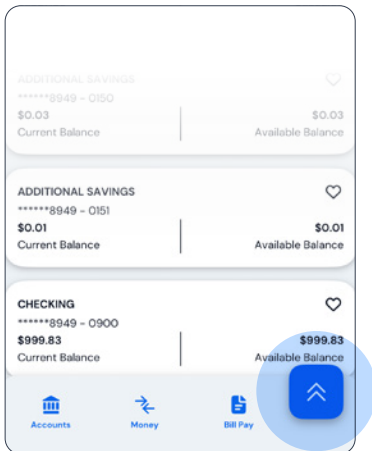


## eDocuments

Free eStatements, eNotices and eTax documents accessible in Digital Banking. Email notifications as documents become available assure you're always up-to-date.

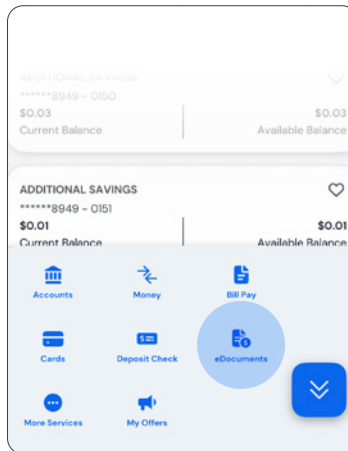
### Step 1

Tap the **Blue Arrows** to expand the menu



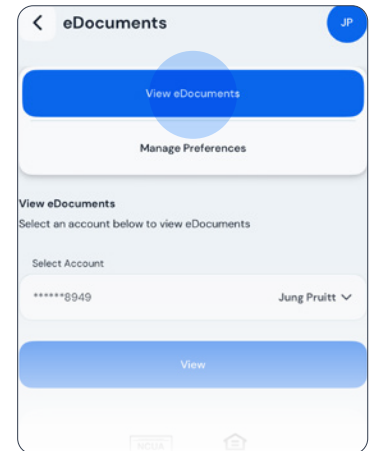
### Step 2

Tap **eDocuments** to begin the process



### Step 3

Tap **View eDocuments** to access your documents



## Pop-Up Blockers

You may experience issues when trying to view eStatements within a web browser. This occurs when a Pop-up Blocker is enabled.

### Disable Pop-Up Blockers

**Chrome (Windows)** Click the button at the top right, then click **Settings**. Click **Privacy & Security** on the left, then click **Site Settings**. Select **Pop-Ups & Redirects**. Toggle the switch from **Blocked** to **Allowed** to disable.

**Firefox (Windows)** Click the **Open Menu** button on the top right, then click **Options**. Click **Privacy & Security** on the left, scroll down to **Permissions**, then uncheck **Block Pop-Up Windows** to disable.

**Edge (Windows)** Click the **More ...** button on the top right. Click **Settings**, then click **Privacy & Security** on the left. Toggle the **Block Pop-Ups** switch to **Off** to disable.

**Safari (MacOS)** At the top of the browser, click **Preferences**, then click **Security**. Uncheck the box **Block Pop-Up Windows** to disable.