

XCEL The Easy Way

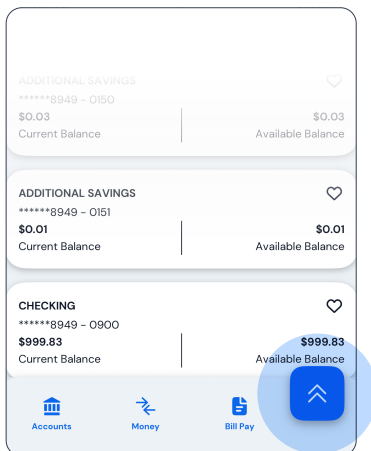


Remote Check Deposit

Avoid a trip to the branch. Deposit a check on our mobile app at your convenience, from the comfort of wherever you are.

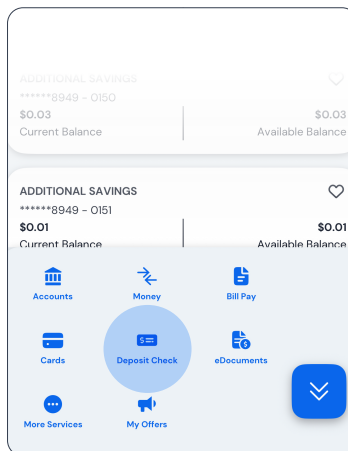
Step 1

Tap the **Blue Arrows** to expand the menu



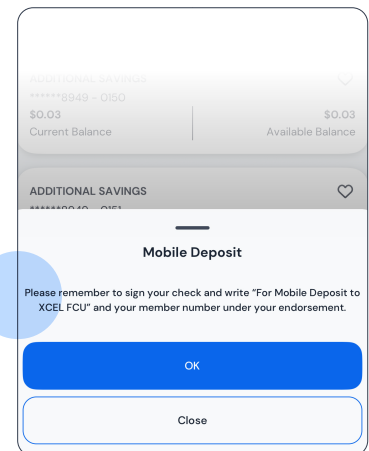
Step 2

Tap **Deposit Check** to begin the process



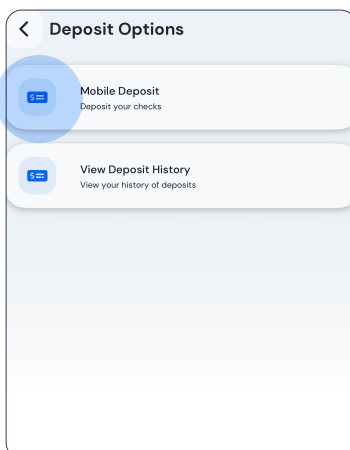
Step 3

Read the prompt and tap **OK** to continue



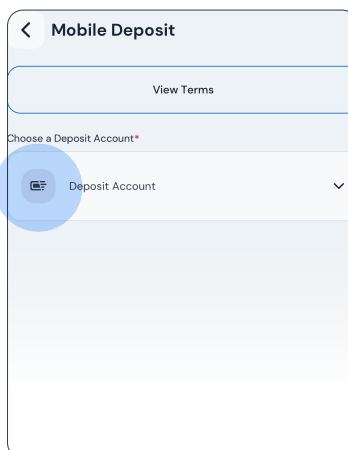
Step 4

Tap **Mobile Deposit**



Step 5

Select the **Deposit Account** from the menu options



Step 6

Take **Photos** of the check, **Enter Amount** and **Submit**

