

XCEL The Easy Way

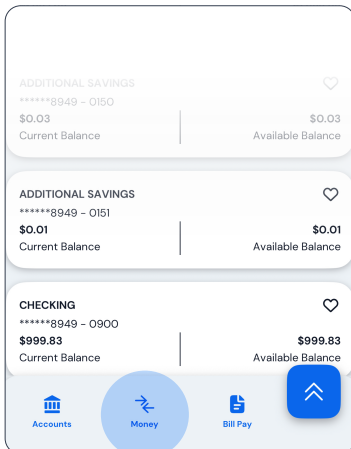


Account Transfers

Schedule External Transfers for utility bills, subscriptions, HOA fees and more. Quickly send money to family and friends with Internal and Member to Member Transfers.

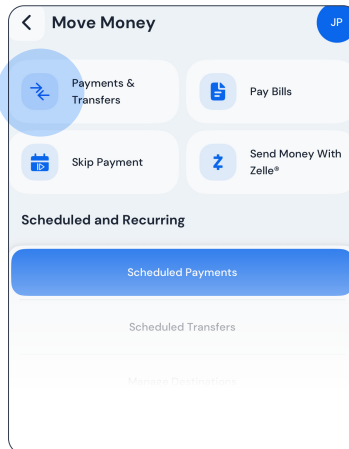
Step 1

Tap **Money** in the menu at the bottom of the screen



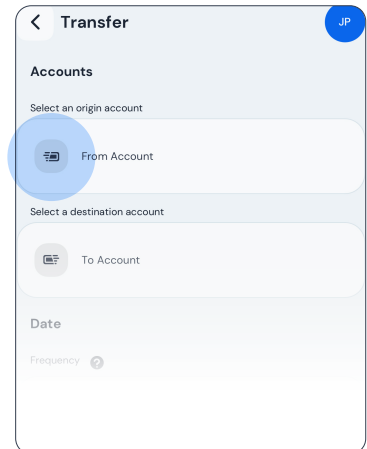
Step 2

Tap **Payments & Transfers** to begin the process



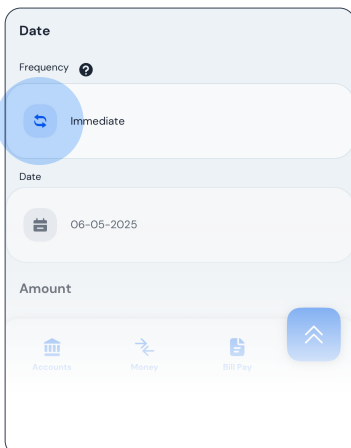
Step 3

Select the **Origin** and **Destination** Accounts



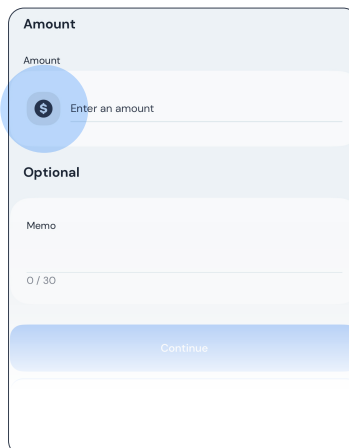
Step 4

Select **Frequency** and **Date** of the transfer



Step 5

Enter the **Amount** and **Memo** (optional)



Step 6

Tap **Continue** to complete the transfer process

